

December 18, 2015

Bombay Stock Exchange Ltd.
(Scrip Code-500365)
Listing Department,
P. J. Towers, Dalal Street,
Mumbai - 400 001.

Dear Sir/ Madam,

Sub: Corrected Shareholding Pattern pursuant to Clause 35 for quarter ended 30.09.2015


As informed to us by the Registrar and Transfer Agent on December 18, 2015, please note that the names of two individuals were erroneously entered in the promoter category in the Shareholding Pattern for the quarter ended 30.09.2015 given to us by them and submitted by us to you earlier. Please find enclosed herewith corrected Shareholding Pattern, in the format prescribed under Clause 35 of the Listing Agreement, for the quarter ended 30.09.2015.

Kindly take the same on record.

Thanking you.


Yours faithfully,
For **RMG Alloy Steel Limited**


Nilesh Javker
Company Secretary
ACS-24087




Scrip Code :- BSE: 500365 Name of the Scrip: RMG Alloy Steel Limited Class of Security: Equity		Quarter Ended : 30.09.2015	
PARTLY PAID UP SHARES		No. of Partly paid-up Shares	As a % of total No. of Partly paid-up Shares
Held by Promoter/ Promoter Group		-	-
Held by public		-	-
Total		-	-
OUTSTANDING CONVERTIBLE SECURITIES		No. of Outstanding Securities	As a % of total No. of Outstanding Convertible Securities
Held by Promoter/ Promoter Group		-	-
Held by public		-	-
Total		-	-
WARRANTS		No. of Warrants	As a % of total No. of Warrants
Held by Promoter/ Promoter Group		-	-
Held by public		-	-
Total		-	-
Total Paid-Up capital of the Company, assuming full conversion of Warrants and Convertible Securities Total (A+B+C)+D+E+F)		108,435,840	

Category code	Category of Shareholder	Number of Shareholders	Total number of shares	Number of shares held in dematerialized form	Total shareholding as a percentage of total number		Shares Pledged or otherwise encumbered	
					As a percentage of (A+B) ¹	As a percentage of (A+B+C)	Number of shares	As a percentage
(A)	Shareholding of Promoter and Promoter Group²							
1	Indian							
(a)	Individuals/ Hindu Undivided Family	8	1,984	1,984	0.00	0.00	-	-
(b)	Central Government/ State Government(s)	-	-	-	0.00	0.00	-	-
(c)	Bodies Corporate	-	-	-	0.00	0.00	-	-
(d)	Financial Institutions/ Banks	-	-	-	0.00	0.00	-	-
(e)	Any Others (Specify)	-	-	-	0.00	0.00	-	-
(e-i)	Group Companies	11	94,616,875	94,616,875	87.26	87.26	-	-
(e-ii)	Directors/Relatives	-	-	-	0.00	0.00	-	-
	Sub Total(A)(1)	19	94,618,859	94,618,859	87.26	87.26	-	-
A2	Foreign							
a	Individuals (Non-Residents Individuals/ Foreign Individuals)	-	-	-	-	-	-	-
b	Bodies Corporate	-	-	-	0.00	0.00	-	-
c	Institutions	-	-	-	-	-	-	-
d	Qualified Foreign Investor	-	-	-	-	-	-	-
e	Any Others (Specify)	-	-	-	-	-	-	-
	Sub Total(A)(2)	0.00	0.00	0.00	0.00	0.00	-	-
	Total Shareholding of Promoter and Promoter Group (A)= (A)(1)+(A)(2)	19	94,618,859	94,618,859	87.26	87.26	-	-
(B)	Public shareholding							
I	Institutions							
(a)	Mutual Funds/ UTI	11	16,780	50	0.02	0.02	-	-
(b)	Financial Institutions/Banks	5	140	10	0.00	0.00	-	-
(c)	Central Government/ State Government(s)	-	-	-	-	-	-	-
(d)	Venture Capital Funds	-	-	-	-	-	-	-
(e)	Insurance Companies	-	-	-	0.00	0.00	-	-
(f)	Foreign Institutional Investors	5	23,761	21	0.02	0.02	-	-
(g)	Foreign Venture Capital Investors	-	-	-	-	-	-	-
(h)	Qualified Foreign Investor	-	-	-	-	-	-	-
(i)	Any Other (specify)	-	-	-	-	-	-	-
	Sub-Total (B)(1)	21	40,681	81	0.04	0.04	-	-
B 2	Non-institutions							
(a)	Bodies Corporate	388	1,826,005	1,793,685	1.68	1.68	-	-
(b)	Individuals							
I	Individuals -i. Individual shareholders holding nominal share capital up to Rs 1 lakh	90,426	6,775,447	5,729,255	6.25	6.25	-	-
II	ii. Individual shareholders holding nominal share capital in excess of Rs. 1 lakh.	70	4,151,042	4,151,042	3.83	3.83	-	-
(c)	Qualified Foreign Investor	-	0	0	0.00	0.00	-	-
(d)	Any Other (specify)	-	-	-	-	-	-	-
i	Clearing Member	8	3,045	3,045	0.00	0.00	-	-
ii	Market maker	-	-	-	-	-	-	-
iii	Foreign Nationals	-	-	-	-	-	-	-
iv	Non Resident Indians (NRI)	49	20,761	20,681	0.02	0.02	-	-
v	Trusts	1	1,000,000	1,000,000	0.92	0.92	-	-
	Sub-Total (B)(2)	90,942	13,776,300	12,697,708	12.70	12.70	-	-
(B)	Total Public Shareholding (B)= (B)(1)+(B)(2)	90,963	13,816,981	12,697,789	12.74	12.74	-	-
	TOTAL (A)+(B)	90,982	108,435,840	107,316,648	100.00	100.00	-	-
(C)	Shares held by Custodians and against which Depository Receipts have been issued							
(1)	Promoter and Promoter Group	-	-	-	-	-	-	-
(2)	Public	-	-	-	-	-	-	-
	GRAND TOTAL (A)+(B)+(C)	90,982	108,435,840	107,316,648	100.00	100.00	-	-




(I)(b) Statement showing holding of securities (including shares, warrants, convertible securities) of persons belonging to the category "Promoter and Promoter Group"

Sr. No.	Name of the shareholder	Details of Shares held		Encumbered shares (*)			Details of warrants		Details of convertible securities		Total shares (including convertible securities) underlying securities assuming conversion of convertible securities as a % of diluted share capital
		No. of Shares held	As a % of grand total (A) + (B) + (C)	No.	As a percentage	As a % of grand total (A) + (B) + (C) of sub-clause (I)(a)	Number of warrants held	As a % total number of warrants of the same class	Number of convertible securities held	As a % total number of convertible securities of the same class	
(I)	(II)	(III)	(IV)	(V)	(VI) = (V) / (III) * 100	(VII)	(VIII)	(IX)	(X)	(XI)	(XII)
A	Individuals belonging to Saraf Group/ HUF										
1	Vishwambarlal C Saraf	916	0.00	0	0	0	0	0	0	0	0
2	Rajendra C Saraf	501	0.00	0	0	0	0	0	0	0	0
3	Minakshi R Saraf	151	0.00	0	0	0	0	0	0	0	0
4	Vishwambar C Saraf	230	0.00	0	0	0	0	0	0	0	0
5	Vandana V.Saraf	1	0.00	0	0	0	0	0	0	0	0
6	Vishwambar C Saraf	125	0.00								
7	Rishabh R Saraf	40	0.00	0	0	0	0	0	0	0	0
8	Anupama Kaseria	20	0.00	0	0	0	0	0	0	0	0
		1984.00	0.00	0	0	0	0	0	0	0	0
B	Saraf Group Companies										
1	Rajendra Finance Pvt. Ltd.	2,460,520	2.27	0	0	0	0	0	0	0	0
2	Bajrang Finance Ltd	10	0.00	0	0	0	0	0	0	0	0
3	Remi Securities Limited	2,313,600	2.13	0	0	0	0	0	0	0	0
4	K K Fincorp Limited (Formerly known as "Kuber Kamal Industrial Investments Ltd")	2,313,617	2.13	0	0	0	0	0	0	0	0
5	Calplus Trading Pvt Ltd	6,114,390	5.64	0	0	0	0	0	0	0	0
6	Magnificent Trading Pvt Ltd	7,012,334	6.47	0	0	0	0	0	0	0	0
7	Remi Finance and Investment Pvt. Ltd.	2,460,000	2.27	0	0	0	0	0	0	0	0
8	Vishwakarma Jobworks Limited	2,556,545	2.36	0	0	0	0	0	0	0	0
9	Vayudoot Trading Limited	1,995,492	1.84	0	0	0	0	0	0	0	0
		27,226,508	25.11	0	0	0	0	0	0	0	0
C	Co-promoter										
1	Widescreen Holdings Pvt. Ltd.	24,143,333	22.27	0	0	0	0	0	0	0	0
D	Strategic Investor										
1	WS Alloy Holding Private Limited	43,247,034	39.88	0	0	0	0	0	0	0	0
		94,618,859	87.26	0	0	0	0	0	0	0	0



(D)(c)(i) Statement showing holding of securities (including shares, warrants, convertible securities) of persons belonging to the category "Public" and holding more than 1% of the total number of shares


Sr. No.	Name of the shareholder	Number of shares held	Shares as a percentage of total number of shares {i.e., Grand Total (A)+(B)+(C) indicated in	Details of warrants		Details of convertible		Total shares (including underlying shares assuming full conversion of warrants and convertible
				Number of warrants held	As a % total number of warrants of the same class	Number of convertible securities held	% w.r.t total number of convertible securities of the same class	
			NIL					
	TOTAL							



(D)(c)(ii) Statement showing holding of securities (including shares, warrants, convertible securities) of persons (together with PAC) belonging to the category "Public" and holding more than 5% of the total number of shares of the company


Sr. No.	Name(s) of the shareholder(s) and the Persons Acting in Concert (PAC) with them	Number of shares	Shares as a percentage of total number of shares {i.e., Grand Total (A)+(B)+(C) indicated in Statement at para (I)(a) above}	Details of warrants		Details of convertible		Total shares (including underlying shares assuming full conversion of warrants and convertible securities) as a % of diluted share capital
				Number of warrants	As a % total number of warrants of the same class	Number of convertible securities held	% w.r.t total number of convertible securities of the same class	
1		-						0
2		-						
3								
4								
TOTAL					0		0	0

NIL



(I)(d) Statement showing details of locked-in shares


Sr. No.	Name of the shareholder	Number of locked-in shares	Locked-in shares as a percentage of total number of shares {i.e., Grand Total (A)+(B)+(C) indicated in Statement at para (I)(a) above}
		N	
TOTAL		-	0.00



A handwritten signature in black ink is written over a circular stamp. The stamp contains the text "KING AIDY B" at the top and "SINGAPORE" at the bottom, with a small star in the center.


(II)(a) Statement showing details of Depository Receipts (DRs)

Sr.	Type of outstanding DR (ADRs, GDRs, SDRs, etc.)	Number of outstanding DRs	Number of shares underlying outstanding DRs	Shares underlying outstanding DRs as a percentage of total number of shares {i.e., Grand Total (A)+(B)+(C) indicated in Statement at para (I)(a) above}
1	GDR			
2				
3				
4				
5				
6				
7				
8				
9				

A handwritten signature in black ink is written over a circular stamp. The stamp contains the text "FANG" at the top and "ACCOUNT" at the bottom, with some illegible text in the center.

(II)(b) Statement showing Holding of Depository Receipts (DRs), where underlying Share held by Promoter/Promoter Group are in excess of 1% of the total number of shares

Sr. No.	Name of the DR Holder	Type of outstanding DR (ADRs, GDRs, SDRs, etc.)	Number of shares underlying outstanding DRs	Shares underlying outstanding DRs as a percentage of total number of shares (i.e., Grand Total (A)+(B)+(C) indicated in Statement at para (I)(a) above)
1				
2			NIL	
3				
4				
TOTAL				-



(III) (a) Statement showing the voting pattern of shareholders, if more than one class of shares/securities is issued by the issuer.
(Give description of voting rights for each class of security.)

Class X: Equity Shares of Rs. 6 each fully paid-up ranking pari-passu in all respect

Class Y:

Class Z:)

Category Code	Category of Shareholder	Number of Voting Rights held in each class of securities			Total Voting Rights (III + IV + V)	Total Voting Rights i.e. (VI)	
		Class X (III)	Class Y (IV)	Class Z (V)		As a % of (A + B) (VII)	As a % of (A + B + C) (VIII)
(I)	(II)				(VI)		
(A)	Promoter and Promoter Group						
(1)	Indian						
(a)	Individuals/ Hindu Undivided Family	1,984	-	-	1,984	0.00	0.00
(b)	Central Government/ State Government(s)	-	-	-	-	-	-
(c)	Bodies Corporate	-	-	-	-	-	-
(d)	Financial Institutions/ Banks	-	-	-	-	-	-
(e)	Any Others(Specify)	-	-	-	-	-	-
(e-i)	Group Companies	94,616,875	-	-	94,616,875	87.26	87.26
(e-ii)	Directors/Relatives	-	-	-	-	-	-
	Sub-Total (A)(1)	94,618,859	-	-	94,618,859	87.26	87.26
(2)	Foreign						
(a)	Individuals (Non-Resident Individuals/ Foreign Individuals)	-	-	-	-	-	-
(b)	Bodies Corporate	-	-	-	-	-	-
(c)	Institutions	-	-	-	-	-	-
(d)	Qualified Foreign Investor	-	-	-	-	-	-
(e)	Any Other (specify)	-	-	-	-	-	-
	Sub-Total (A)(2)	-	-	-	-	-	-
	Total Shareholding of Promoter and Promoter Group (A)=(A)(1)+(A)(2)	94,618,859	-	-	94,618,859	87.26	87.26
(B)	Public shareholding						
(1)	Institutions						
(a)	Mutual Funds/UTI	16,780	-	-	16,780	0.02	0.02
(b)	Financial Institutions/ Banks	140	-	-	140	0.00	0.00
(c)	Central Government/ State Government(s)	-	-	-	-	-	-
(d)	Venture Capital Funds	-	-	-	-	-	-
(e)	Insurance Companies	-	-	-	-	-	-
(f)	Foreign Institutional Investors	23,761	-	-	23,761	0.02	0.02
(g)	Foreign Venture Capital Investors	-	-	-	-	-	-
(h)	Qualified Foreign Investor	-	-	-	-	-	-
(i)	Any Other (specify)	-	-	-	-	-	-
	Sub-Total (B)(1)	40,681	-	-	40,681	0.04	0.04
(2)	Non-institutions						
(a)	Bodies Corporate	1,826,005	-	-	1,826,005	1.68	1.68
(b)	Individuals :- i. Individual shareholders holding nominal share capital up to Rs. 1 lakh.	6,775,447	-	-	6,775,447	6.25	6.25
	ii. Individual shareholders holding nominal share capital in excess of Rs. 1 lakh.	4,151,042	-	-	4,151,042	3.83	3.83
(c)	Qualified Foreign Investor	-	-	-	-	-	-
(d)	Any Other (specify)	-	-	-	-	-	-
(di)	Clearing Member	3,045	-	-	3,045	0.00	0.00
(dii)	Market maker	-	-	-	-	-	-
(diii)	Foreign Nationals	-	-	-	-	-	-
(div)	Non Resident Indians (NRI)	20,761	-	-	20,761	0.02	0.02
(dv)	Trusts	1,000,000	-	-	1,000,000	0.92	0.92
	Sub-Total (B)(2)	13,776,300	-	-	13,776,300	12.70	12.70
	Total Public Shareholding (B)=(B)(1)+(B)(2)	13,816,981	-	-	13,816,981	12.74	12.74
	TOTAL (A)+(B)	108,435,840	-	-	108,435,840	100.00	100.00
(C)	Shares held by Custodians and against which Depository Receipts have been issued	-	-	-	-	-	-
	GRAND TOTAL (A)+(B)+(C)	108,435,840	-	-	108,435,840	-	100.00

