

Ref. No.: RMG/SEC/BSE/10082015  
August 10, 2015

To,  
**Bombay Stock Exchange Limited**  
Department of Corporate Services,  
P. J. Towers, Dalal Street,  
Mumbai - 01

**Re: Discrepancies\requirements in the shareholding pattern for the Quarter ended June, 2015.--500365 RMG Alloy Steel Ltd**

Dear Sir,

This is with reference to your e-mail dated July 27, 2015 on the above subject, we would like to clarify that it was **erroneously** written as Quarter Ended "31.03.2015" on the first page of the shareholding pattern for the Quarter Ended 30.06.2015.

We confirm that the shareholding pattern is for the quarter ended 30.06.2015.

We are therefore submitting herewith rectified and revised Shareholding Pattern for the Quarter Ended June, 2015.

Kindly take the same on record.

Thanking you,

Yours faithfully,  
For **RMG ALLOY STEEL LIMITED**  
(Formerly known as "Remi Metals Gujarat Limited")



**Authorised Signatory**

Encl: a/a



Scrip Code :- BSE: 500365		Name of the Scrip: RMG Alloy Steel Limited		Quarter Ended : 30.06.2015		
Class of Security: Equity		No. of Partly paid-up Shares		As a % of total No. of Partly paid-up Shares		
PARTLY PAID UP SHARES						
Held by Promoter/ Promoter Group						
Held by public						
Total						
OUTSTANDING CONVERTIBLE SECURITIES		No. of Outstanding Securities		As a % of total No. of Outstanding Convertible Securities		
Held by Promoter/ Promoter Group						
Held by public						
Total						
WARRANTS		No. of Warrants		As a % of total No. of Warrants		
Held by Promoter/ Promoter Group						
Held by public						
Total						
Total Paid-Up capital of the Company, assuming full conversion of Warrants and Convertible Securities Total (A+B+C)+D+E+F)				108,435,840		
Category code	Category of Shareholder	Number of Shareholders	Total number of shares	Number of shares held in dematerialized form	Total shareholding as a percentage of total	Shares Pledged or otherwise encumbered
(A)	Shareholding of Promoter and Promoter Group <sup>2</sup>					
I	Indian					
(a)	Individuals/ Hindu Undivided Family	8	1,984	1,984	0.00	0.00
(b)	Central Government/ State Government(s)	-	-	-	0.00	0.00
(c)	Bodies Corporate	-	-	-	0.00	0.00
(d)	Financial Institutions/ Banks	-	-	-	-	-
(e)	Any Others(Specify)	-	-	-	-	-
(e-i)	Group Companies	11	94,616,875	94,616,875	87.26	87.26
(e-ii)	Directors/Relatives	-	-	-	0.00	0.00
	Sub Total(A)(1)	19	94,618,859	94,618,859	87.26	87.26
A2	Foreign					
a	Individuals (Non-Residents Individuals/ Foreign Individuals)					
b	Bodies Corporate	-	-	-	0.00	0.00
c	Institutions	-	-	-	-	-
d	Any Others(Specify)	-	-	-	-	-
d-i		-	-	-	-	-
	Sub Total(A)(2)	-	-	-	0.00	0.00
	Total Shareholding of Promoter and Promoter Group (A)= (A)(1)+(A)(2)	19	94,618,859	94,618,859	87.26	87.26
(B)	Public shareholding					
I	Institutions					
(a)	Mutual Funds/ UTI	11	16,780	50	0.02	0.02
(b)	Financial Institutions Banks	5	140	10	0.00	0.00
(c)	Central Government/ State Government(s)	-	-	-	-	-
(d)	Venture Capital Funds	-	-	-	-	-
(e)	Insurance Companies	-	-	-	0.00	0.00
(f)	Foreign Institutional Investors	5	23,761	21	0.02	0.02
(g)	Foreign Venture Capital Investors	-	-	-	-	-
(h)	Any Other (specify)	-	-	-	-	-
	Sub-Total (B)(1)	21	40,681	81	0.04	0.04
B 2	Non-institutions					
(a)	Bodies Corporate	397	1,925,757	1,893,187	1.78	1.78
(b)	Individuals					
I	Individuals -i. Individual shareholders holding nominal share capital up to Rs 1 lakh	90,642	6,774,044	5,727,372	6.25	6.25
II	ii. Individual shareholders holding nominal share capital in excess of Rs. 1 lakh.	68	4,043,265	4,043,265	3.73	3.73
(c)	Trusts	1	1,000,000	1,000,000	0.92	0.92
(d)	Any Other (specify)	-	-	-	-	-
i	Clearing Member	12	12,239	12,239	0.01	0.01
ii	Market maker	-	-	-	-	-
iii	Foreign Nationals	-	-	-	-	-
iv	Non Resident Indians (NRI)	47	20,995	20,915	0.02	0.02
	Sub-Total (B)(2)	91,167	13,776,300	12,696,978	12.70	12.70
(B)	Total Public Shareholding (B)= (B)(1)+(B)(2)	91,188	13,816,981	12,697,059	12.74	12.74
	TOTAL (A)+(B)	91,207	108,435,840	107,315,918	100.00	100.00
(C)	Shares held by Custodians and against which Depository Receipts have been issued					
(1)	Promoter and Promoter Group	-	-	-	-	-
(2)	Public	-	-	-	-	-
	GRAND TOTAL (A)+(B)+(C)	91,207	108,435,840	107,315,918	100.00	100.00




(I)(a) NOTES

Sr.	Notes
1	
2	
3	
4	NIL
5	
6	
7	
8	
9	




(I)(b) Statement showing holding of securities (including shares, warrants, convertible securities) of persons belonging to the category "Promoter and Promoter Group"

Sr. No.	Name of the shareholder	Details of Shares held		Encumbered shares (*)			Details of warrants		Details of convertible securities		Total shares (including underlying shares assuming full conversion of warrants and convertible securities) as a % of diluted share capital (XII)
		No. of Shares held	As a % of grand total (A) + (B) + (C)	No.	As a percentage	As a % of grand total (A) + (B) + (C) of sub-clause (I)(a)	Number of warrants held	As a % total number of warrants of the same class	Number of convertible securities held	As a % total number of convertible securities of the same class	
(I)	(II)	(III)	(IV)	(V)	(VI) = (V) / (III)* 100	(VII)	(VIII)	(IX)	(X)	(XI)	(XII)
<b>A Individuals belonging to Saraf Group/ HUF</b>											
1	Vishwambarlal C Saraf	916	0.00	0	0	0	0	0	0	0	0
2	Rajendra C Saraf	501	0.00	0	0	0	0	0	0	0	0
3	Minakshi R Saraf	151	0.00	0	0	0	0	0	0	0	0
4	Vishwambar C Saraf	230	0.00	0	0	0	0	0	0	0	0
5	Vandana V.Saraf	1	0.00	0	0	0	0	0	0	0	0
6	Vishwambar C Saraf	125	0.00								
7	Rishabh R Saraf	40	0.00	0	0	0	0	0	0	0	0
8	Anupama Kasera	20	0.00	0	0	0	0	0	0	0	0
		<b>1984.00</b>	<b>0.00</b>	0	0	0	0	0	0	0	0
<b>B Saraf Group Companies</b>											
1	Rajendra Finance Pvt. Ltd.	2,460,520	2.27	0	0	0	0	0	0	0	0
2	Bajrang Finance Ltd	10	0.00	0	0	0	0	0	0	0	0
3	Remi Securities Limited	2,313,600	2.13	0	0	0	0	0	0	0	0
4	K K Fincorp Limited (Formerly known as "Kuber Kamal Industrial Investments Ltd")	2,313,617	2.13	0	0	0	0	0	0	0	0
5	Calplus Trading Pvt Ltd	6,114,390	5.64	0	0	0	0	0	0	0	0
6	Magnificent Trading Pvt Ltd	7,012,334	6.47	0	0	0	0	0	0	0	0
7	Remi Finance and Investment Pvt. Ltd.	2,460,000	2.27	0	0	0	0	0	0	0	0
8	Vishwakarma Jobworks Limited	2,556,545	2.36	0	0	0	0	0	0	0	0
9	Vayudoot Trading Limited	1,995,492	1.84	0	0	0	0	0	0	0	0
		<b>27,226,508</b>	<b>25.11</b>	0	0	0	0	0	0	0	0
<b>C Co-promoter</b>											
1	Widescreen Holdings Pvt. Ltd.	24,143,333	22.27	0	0	0	0	0	0	0	0
<b>D Strategic Investor</b>											
1	Welspun Steel Ltd	43,247,034	39.88	0	0	0	0	0	0	0	0
		<b>94,618,859</b>	<b>87.26</b>	0	0	0	0	0	0	0	0




(1)(c)(i) Statement showing holding of securities (including shares, warrants, convertible securities) of persons belonging to the category "Public" and holding more than 1% of the total number of shares

Sr. No.	Name of the shareholder	Number of shares held	Shares as a percentage of total number of shares {i.e., Grand Total (A)+(B)+(C) indicated in	Details of warrants		Details of convertible		Total shares (including underlying shares assuming full conversion of warrants and convertible securities)
				Number of warrants held	As a % total number of warrants of the same class	Number of convertible securities held	% w.r.t total number of convertible securities of the same class	
			NIL					
	<b>TOTAL</b>	-	0.00	0	0	0	0	0




(I)(c)(ii) Statement showing holding of securities (including shares, warrants, convertible securities) of persons (together with PAC) belonging to the category "Public" and holding more than 5% of the total number of shares of the company

Sr. No.	Name(s) of the shareholder(s) and the Persons Acting in Concert (PAC) with them	Number of shares	Shares as a percentage of total number of shares {i.e., Grand Total (A)+(B)+(C) indicated in Statement at para (I)(a) above}	Details of warrants		Details of convertible		Total shares (including underlying shares assuming full conversion of warrants and convertible securities) as a % of diluted share capital
				Number of warrants	As a % total number of warrants of the same class	Number of convertible securities held	% w.r.t total number of convertible securities of the same class	
1		-						
2								
3								
4								
NIL								
TOTAL		-						




**(I)(d) Statement showing details of locked-in shares**

Sr. No.	Name of the shareholder	Number of locked-in shares	Locked-in shares as a percentage of total number of shares {i.e., Grand Total (A)+(B)+(C) indicated in Statement at para (I)(a) above}
		NIL	
<b>TOTAL</b>		-	<b>0.00</b>



**(II)(a) Statement showing details of Depository Receipts (DRs)**

<b>Sr.</b>	<b>Type of outstanding DR (ADRs, GDRs, SDRs, etc.)</b>	<b>Number of outstanding DRs</b>	<b>Number of shares underlying outstanding DRs</b>	<b>Shares underlying outstanding DRs as a percentage of total number of shares {i.e., Grand Total (A)+(B)+(C) indicated in Statement at para (I)(a) above}</b>
1	GDR			
2				
3				
4				
5				
6				
7				
8				
9				





(II)(b) Statement showing Holding of Depository Receipts (DRs), where underlying Share held by Promoter/Promoter Group are in excess of 1% of the total number of shares

Sr. No.	Name of the DR Holder	Type of outstanding DR (ADRs, GDRs, SDRs, etc.)	Number of shares underlying outstanding DRs	Shares underlying outstanding DRs as a percentage of total number of shares {i.e. Grand Total (A)+(B)+(C) indicated in Statement at para (I)(a) above}
1				
2				
3				
4				
TOTAL			-	-

